

THE WEEKLY FALCON

for the week of 10/29/2023



NEWS FROM THE NEST

Operating “As If”...

To Our SEED Families:

We are approaching the final week of Quarter 1, and all scholars have been advised to ensure their grades are reflective of their highest potential as this chapter concludes. We are extremely fortunate to have high-quality tutoring available, not only during the school day, but also Mondays through Thursdays between 4:00pm and 7:00pm. Additionally, I am grateful for the members of our teaching staff that participate in Student Life’s daily session(s) of academic enhancement. When one considers our schedule and access points, it becomes virtually impossible to rationalize a poor academic performance for any reason other than effort. Please emphasize to your scholar, the non-negotiable importance of academic excellence as part of SEED DC’s community priorities. We are working to set up the feature in PowerSchool that will allow us to automatically email weekly progress reports to all families on Fridays in order to provide you with a timely and frequent update on your scholar’s performance in the classroom.

On Friday, November 3rd, we are excited to welcome you to campus to attend Parent/Family Educator Conferences. Please sign up on the circulating Google form so we are able to plan for the numbers anticipated at each session. Morning sessions will begin at 8:00am and conclude at 10:30am, and the afternoon meetings will start at 1:30pm and end at 4:00pm. All Academic and Student Life staff will be in attendance, organized by grade level, and available to provide brief feedback/updates about all scholars. You will receive a folder with your scholar’s academic schedule, attendance record, Quarter 1 grades and staff support list. While on campus, we urge you to spend some time in the Media Center where our auxiliary team will have informational tables and handouts including College Success, SPARKS, Falcons Athletics, our Family & Community Engagement Office and members of SEED’s Scholar Support Services Department. Our goal is that you will have the opportunity to interact with these important community entities, and determine which are most conducive to advancing your scholar’s health, well-being and holistic success.

Finally, I am seeking your assistance in encouraging our scholars to adopt a mentality of “As if. . .” This forward-facing, success-focused, intentional growth mindset allows us to name where we are headed and how we will arrive in that space of productivity and purpose with a universal concern for the collective good. Operating “As if. . .” prompts us to be accountable to both ourselves and others; guides us towards higher ground when making important decisions; and ensures we are focused on our mission of thriving in a college-

preparatory, public boarding school committed to providing an outstanding, intensive educational program that prepares our scholars, both academically and socially, for success in college and beyond. The SEED School of Washington, D.C. was created to reflect excellence, and to be the exceptional comprehensive secondary experiences families desire and deserve.

As we return with conviction to the strong foundation that is SEED DC, we must choose to step into each new day “As if. . .” Our scholars are fully capable of demonstrating both the tenacity and resilience that will lead them towards and to remarkable futures as well-educated, college graduates impacting our communities and society at large. Thank you for believing in this life-changing journey that is SEED.

Grateful,
Ms. Hood

Upcoming Events

- **10/31:** Title 1 Parent/Family Meeting, 10 a.m. via Zoom
 - <https://us06web.zoom.us/j/89435183148>
- **11/2:** Culture & Climate Team Incentive Trip
 - Fourth Dimensions Fun Center (select scholars)
- **11/2:** Thursday check-out, 3:05-5 p.m.
- **11/3:** No School for Scholars
 - Parent/Teacher Conferences (sign-up required)
 - 8-10:30 a.m.
 - 1:30-4 p.m.
 - [Registration Link](#)
- **11/9:** Thursday check-out, 3:05-5 p.m.
- **11/10: Veteran’s Day - Campus Closed, No School for Scholars & Staff**
- **11/21:** Tuesday check-out
- **11/22-24: Thanksgiving Break - Campus Closed, No School for Students & Staff**

FULL UNIFORM COMPLIANCE EXPECTED

Please continue to check your scholar's luggage to ensure they have enough uniforms for the entire week. Also, remind your scholar that bonnets, ski masks, or any other headgear should be left in the dormitory and not worn during the academic day.

UNIFORM POLICY

The SEED Uniform Policy

All SEED scholars are expected to be in the full appropriate SEED uniform throughout the academic day. The SEED uniform contributes to ensuring a safe and secure campus in addition to the overall sense of unity as a school community. It enhances the learning atmosphere, adds a sense of pride, and promotes respect for oneself and others. It also builds school and community spirit, and, more significantly, helps to maintain high academic standards and social-emotional development among scholars.

Scholars must check into school with the appropriate number of uniforms for the week and have appropriate clothing for the boarding program. Each week at check-in, student life staff will make every effort to ensure that scholars are properly outfitted for the week, although it is the responsibility of parents and scholars to come to campus fully prepared for the week ahead. In the event your child is not properly outfitted for the week, parents will be called and asked to bring appropriate uniforms and other clothing to campus by 7:00 a.m. the next morning.

Scholars will not be allowed off the residence hall floor without being in proper SEED uniform. If for some reason, scholars make it off the residence hall floor without the appropriate uniform item(s), parents should expect to receive a call regarding their child's uniform violation.

In the event that a scholar does not have the appropriate uniform at school, parents will be expected to bring their child all of the needed uniform pieces.

+ Scholars not in proper school uniform during the academic day will receive a disciplinary response from an administrator.

SEED UNIFORM	
Shirts	<ul style="list-style-type: none">All school scholars must wear a burgundy polo shirt that bears the SEED DC logo.Shirts must be tucked in at ALL times.Seniors may wear the striped senior oxford
Pants/Skirts/Shorts	<ul style="list-style-type: none">Tan khaki uniform pants, skirts, shorts or jumpers (knee length only) must be worn throughout the school year.All tan khaki pants and shorts must have belt loops.Tan khaki uniform shorts may only be worn as a part of the fall uniform (August – Thanksgiving Break) and as a part of the spring uniform (Spring Break – June).
Belts	<ul style="list-style-type: none">Belts must be worn with pants, shorts or skirts with belt loops.Belt buckles must be plain and appropriate.
Head Gear	<ul style="list-style-type: none">Scholars cannot wear any of the following headgear: baseball caps, skull caps, doo-rags, head wraps, bonnets, hair curlers, scarves of any kind, or knitted caps.Scholars are permitted to wear any solid color headband
Outerwear	<ul style="list-style-type: none">Scholars may ONLY wear SEED uniform sweaters, sweatshirts and/or fleece jackets as sold at Risse Brothers, located at 9700 Martin Luther King Jr. Hwy B, Lanham, MD 20706.Scholars must wear <u>polo's</u> underneath ALL outerwear.Scholars are not allowed to wear hooded sweatshirts
Shoes	<ul style="list-style-type: none">Scholars can wear shoes of their choice with the exceptions listed below.Scholars may not wear high heel shoes or wedges (exceeding 1") flip-flops, sandals, slippers, or any other open-toed or heel out shoes.
Physical Education	<ul style="list-style-type: none">All scholars must change into athletic skid-free sneakers, a t-shirt, and athletic shorts (must be knee-length) and/or sweatpants.

Clothing, jewelry, or appearances that are determined to be distracting to the learning environment will not be permitted.

Purchasing Uniforms

All SEED uniform items, with the exception of khaki belt loop pants and skirts, must be purchased from Risse Brothers. Khaki belt loop pants and skirts may be purchased from Old Navy, JCPenney, Parker Uniform, or other department stores.

**Should the parent/guardian need assistance purchasing, please contact the Office of Family & Community Engagement at (202) 248-3005.*



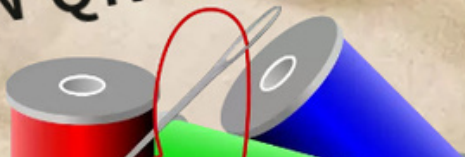
SEED SCHOLARSHIPS



REGISTER

FOR A SPARK ACTIVITY OR CLUB

CHECK YOUR SEED EMAIL TO REGISTER OR
SCAN QR CODE POSTED AROUND CAMPUS





SPARKS & CLUBS

SIGN UP




SCAN ME

You can also check your SEED email for the link to register!

Monthly Attendance Incentives

OCTOBER

Brownies



NOVEMBER

Hot
Chocolate



DECEMBER

Movie Day



DECEMBER

Doughnuts



FEBRUARY

Fidget Toy



SCHOLARS WHO ARE PRESENT EVERY DAY FOR THE MONTHS LISTED WILL RECEIVE AN INCENTIVE. INCENTIVES ARE SUBJECT TO CHANGE.

QUESTIONS, PLEASE SEE MS. HOLLOWAY

This is a reminder that in efforts to hold our scholars accountable, you will continue to receive an attendance alert for every period your scholar is marked absent. Please use this weekend to speak to your scholar (s) about the importance of showing up to class on time, prepared and ready to learn. Remember that every day counts! Scholars who are present everyday will receive an incentive at the end of each month.

CLASS OF 2024 ANNOUNCEMENTS

THINKING ABOUT GOING TO COLLEGE? HOW ABOUT GOING TO AN OPEN HOUSE FIRST? SCAN THE LINK BELOW FOR THE DATES!

SCAN ME






BROUGHT TO YOU BY
THE ALPHA ACHIEVERS OF HOWARD COUNTY



www.apa.org

ACADEMIC OPPORTUNITIES FOR GRADES 10-12



District of Columbia
Office of the State Superintendent of Education

2024 OSSE SCHOLARS

Summer Enrichment Program

Being an OSSE Scholar has made me a more independent person. I feel like I can do anything by myself.
- OSSE Scholar

APPLICATION AND SELECTION TIMELINE

OSSE Scholars Website: [Click Here to Visit](#)
OSSE Scholars 2024 Application: [Click Here to Begin](#)

Application Opens: Wednesday, Sept. 20, 2023

The Application and Selection process for the 2024 OSSE Scholars cohort has five parts. All applicants must complete both parts of the QuickBase application by the posted deadlines to begin the process. Applicants who meet the minimum eligibility criteria will be considered for an interview and all interviewees are considered by the OSSE Scholars Selection Committee for acceptance into the 2024 OSSE Scholars cohort.

QuickBase Application		
PART 1	PART 2	
Part 1 of the QuickBase application is a simple account creation form. Applicants enter their name, personal contact information, high school contact information, and verify they meet the minimum eligibility requirements for the OSSE Scholars program. Part 1 opens: September 20 Part 1 closes: October 20	All eligible applicants who submit Part 1 by the deadline are invited to complete Part 2 of the QuickBase application. Part 2 mirrors a college application; applicants must complete short answer questions and an essay, and upload several documents to verify program eligibility. Part 2 closes: November 10	
Interview		
PART 3 Interviews are conducted virtually over Microsoft Teams. Two interviewers from OSSE conduct each interview. Students must be prepared to discuss the summer college programs they are most interested in and how the program(s) will contribute to their personal college and career goals. Interviews: December 4-8		
OSSE Scholars Selection Committee Convenes: December 13-14		
Finalist Decisions Released: December 15		
Finalist Meeting	OSSE Scholars Orientation	
PART 4 This meeting is held virtually over Microsoft Teams and required for applicants to be considered for the 2024 OSSE Scholars cohort. Attendees have the opportunity to learn more about the program and expectations of an OSSE Scholar before committing to the program. Finalist Meeting: December 20	Final Decisions Released: December 21	PART 5 Orientation for the 2024 OSSE Scholars cohort is held virtually over Microsoft Teams. Attendance is mandatory. Orientation: January 4

Applicants and families should mark these meeting dates on their calendars when applying. If you are selected to move forward to Parts 4 and 5 of the application process, attendance is **mandatory** – it is important to plan ahead now!



ARE YOU IN HIGH SCHOOL? EAGER TO CHANGE THE WORLD, AT HOME OR ABROAD?

JOIN LEARNSERVE FELLOWS!

LearnServe International brings together high school students from D.C., Maryland and Virginia to come up with ideas and launch businesses that make real impact on issues like climate change, racial equality and social justice. And we're also connecting with local students in Zambia, Paraguay and South Africa to tackle worldwide challenges!

We're seeking dedicated youth from public, independent and charter schools in DC, Maryland, and Virginia that have a passion to create social change with a community of peers. Join an important and committed community of alumni and mentors with LearnServe!

LearnServe gave me a newfound perspective on how I approach social problems, and gave me the tools to find solutions.

HANNAH, LearnServe Fellow 2020

Students interested in being a LearnServe Fellow should see Dr. Bagley or Ms. Grant ASAP. Applications are still being accepted.

Click the flier to the right to apply online.

FELLOWS PROGRAM

Tackle a social issue that makes you mad and create an innovative solution in your community while connecting with like-minded peers across the region! Gain an in-depth understanding of how to design and launch a social venture, combining business and changemaking skills to make an impact. All LearnServe Fellows can receive up to 50 community service hours upon completion of the program.

WHEN

September - March

- In-Person/hybrid weekly sessions
Wednesdays, 2:30-4:30 or Thursdays, 4:30-6:30pET
Location TBD (in downtown DC)

REQUIREMENTS

No prior experience necessary. LearnServe Fellows are curious about the world, open to and excited about meeting people with different perspectives, and determined to make a difference on the issues that matter most.

PROGRAM COST

\$50 - \$1,250 sliding scale enrollment fee. Enrollment fee dependent on household financial circumstances. Financial circumstances do not factor into application consideration or program acceptance.

HOW TO APPLY

Apply online at learnserve.org/fellows by Friday, September 1



OUR IMPACT

- 84% of alumni say LearnServe empowered them to take action beyond our programs.
82% of students volunteer after LearnServe, over half of them serving in leadership roles.
95% mention LearnServe on their college applications.

"It's hard for teenagers like us to get our thoughts out, because we're not taken seriously. It is great to have that chance through LearnServe."

DEMIA, LearnServe Fellow 2020

VISIT US

To learn more about our programs and application deadlines and to read stories from our student alumni, visit www.learn-serve.org or contact our Office Manager, Latoya Felder at latoya@learn-serve.org.

STUDENT LIFE DEPARTMENT UPDATES & REMINDERS

- Parents are not permitted on campus during check-in.
- Students are only permitted to check-in with **ONE** duffle bag/suitcase, **ONE** backpack, and **ONE** grocery bag for snacks. Additional bags or items are not permitted.
- Students' snacks should be turned in to their Youth Development Educator (YDE) to be stored in the pantry, not in their dorm room.
- Students are not permitted to visit each others' dorm rooms.
- Students are not permitted to access the dormitory during the academic day for any reason.
- Students are not permitted to order outside food while on campus (with the exception of pre-approved special occasions and events).
- Parents and families are also not permitted to bring outside food to students.
- Students are not permitted to leave campus without permission or for non-emergencies for any reason.
- All students and guests are required to undergo bag and security checks.
- No weapons permitted, this includes the following: self-defense objects, knives, tasers, pepper spray, mace, ice breakers, rattail combs w/metal tips, etc.
- No Drugs Permitted (including OTC meds): Prescription medication must be turned in to the school nurse upon entry & must be accompanied by Medication Authorization Form signed by a doctor.
- **Item Drop-offs:** If you have items that you need to drop off to your scholar, please do so before 9 p.m. Security will contact the appropriate adult to pick it up for them or have your student to pick it up.





STAYING HEALTHY & SAFE

Dear SEED Community,

The SEED School continues to anchor our health and safety measures to current guidance from the Centers for Disease Control (CDC), DC Health, and the Office of the State Superintendent of Education (OSSE). SEED policies will continue to be reviewed or adjusted for School Year 2023-2024 to address shifts in public health guidance.

Currently, there is a nationwide increase in COVID cases, and it is important to continue to minimize the spread within the SEED community.

Please note the following:

Masking is currently optional at SEED DC.

*

COVID-19 vaccination is not required but continues to be encouraged.

*

Scholars/Staff should stay home when sick.

*

SEED will continue to test scholars/staff that present symptoms while on campus.

WELLNESS SUITE MEDICATION REQUIREMENTS

Please be reminded that that only parents/guardians/caregivers or authorized adults can bring medication to the Wellness Suite. Medication will not be accepted from students and students are not allowed to carry medication on their person, with the exception of an asthma inhaler.

In order for the school to administer prescription medication, a [medical authorization form](#) must be filled out by the doctor. Parents must also sign the form before school medical personnel can administer medication. Only creams, antibiotics, or medical equipment will be sent home on Fridays during checkout and that no student will be allowed to take medication home. Be sure to request for your pharmacist to divide the medication in two (2) bottles, one to keep at home and one to be left at school. Also we have over the counter medications here and all parents should fill out the form if their student needs to take any over the counter medications. All of the medical forms mentioned here can be found on the [health & wellness suite page](#) of the school website.

Click here to review the full [medication policy](#).

Thank you,

The Wellness Team:

Nrs. Colbert & Ms. Faison

202-248-3008 (phone)

202-318-8625 (fax)

Maintaining Your MENTAL HEALTH

Need someone to talk to? We're here to help! Certified clinicians are available for you 24/7. Call the Department of Behavioral Health mental health hotline: 1-888-793-4357.

Tips for Reducing Anxiety:

-  Reach out for help; your mental health is important.
-  Exercise regularly.
-  Limit time spent in public places.
-  If working from home or in self-quarantine, arrange your space so it's calming. Make sure you shower and get dressed like you're going to work.
-  Moderate news intake.
-  Practice deep breathing exercises or other methods of meditation.

CORONAVIRUS.DC.GOV

DC HEALTH
GOVERNMENT OF THE DISTRICT OF COLUMBIA

GOVERNMENT OF THE DISTRICT OF COLUMBIA
DC MURIEL BOWSER, MAYOR

PowerSchool Portal for Parents & Families

The SEED School of Washington, D.C. is proud to offer a tool that parents and family members may use to stay connected to their scholar and their school.

The PowerSchool Parent & Family Portal gives you real-time access to valuable information such as grades, assignment details, & messages from teachers.

Through the portal, view your scholar's:



ACADEMIC HISTORY



TEST RESULTS



ATTENDANCE



& MORE!



You can log in any time from any computer, tablet, or mobile phone.

GET ALERTS VIA:



TEXT



PHONE



EMAIL

Receive alerts about attendance, school events, & weather-related closures.

Turn over for more info on how to set up your Parent Portal,

Parent & Family Portal: Getting Started

How do I sign up for the Parent & Family Portal & set up my account? You must have a personal email address to sign up for a Parent & Family Portal account.

You can register for a free email account using Gmail, Outlook, Yahoo, or a similar service..

WHERE DO I START?

Visit <https://seedschool.powerschool.com/public/>

1

- Click "Create an account"
- Enter your first & last name and email address
- Create a password - at least 6 characters
- Re-enter password
- Enter student's name (If you have multiple student's @ SEED, each will have their own access ID & password)

2

HAVE YOUR CONFIDENTIAL ID READY

- Enter Confidential ID (provided by school)
- Enter Access Password (provided by school)
- Select appropriate relationship to student

Once completed, you will be taken to the login page of the Parent & Family Portal

3

DOWNLOAD THE MOBILE APP

- App Store or Play Store
- Enter district code: **FQGN**
- Click Continue
- Enter Confidential ID
- Enter Password
- You're all set to go!

Still need help?

Contact the registrar:

ctyson@seedschooldc.org